

SANSKAR PUBLIC SCHOOL, RAIGARH

Identity Through Education

KABIR CHOWK, ODISHA ROAD, RAIGARH (C.G.)

SUMMER ASSIGNMENT

2024-25

CLASS - II

*Keep your child's brain active over break
without let them knowing they are doing
'Homework'*

NAME - _____



Dear Parents,

We wish you and your child a very happy summer holiday. It's time to enjoy and create a bond with family, friends and relatives. To utilize this time in the most constructive way we have prepared Holiday Homework for the students on the principle of "learning by doing" for his/her holistic development.

Kindly ensure that the holiday homework is completed by the students under the guidance of the parents.

WE AIM AT ALL ROUND DEVELOPMENT OF OUR STUDENTS



- ❖ **Physical Development-** Encourage your child to go for a walk outside & play outdoor games.
- ❖ **Language Development-** Encourage your child to converse in English.
- ❖ **Social Emotional & Personal** –Spend time with your child and share feelings.
- ❖ **Cognitive**–Motivate your child to read, write and learn with fun based activity.
- ❖ **Sensory & Motor** –Encourage your child to indulge in art and craft to enhance creativity skills.





GENERAL INSTRUCTIONS TO BE FOLLOWED WHILE DOING SUMMER ASSIGNMENT

- + Take a printout of the holiday homework and do the work.**
- + Assignment should be done as per the instructions given on A-4 sheets or chart as instructed.**
- + Submit your assignment in a stick file. It should be labelled properly indicating clearly the name, class and subject.**
- + The child will be assessed for the neat handwriting, presentation, creativity and submission of the work on time.**
- + MARKS WILL BE INCLUDED IN SCORECARD.**
- + Parents must make their ward revise the syllabus taught in the month of April.**
- + Parents can be facilitator at home but the work should be done independently by the child in his/her own handwriting.**

Thank You



**hAPPY
SUMMER
hOLIDAYS**



Life Skills

1. Help your parents in household work.
2. Manage your time.
3. Help needy people.
4. Practice English communication.
5. Do your own work.
6. Drink plenty of water and eat healthy food.
7. Save water, electricity and food.
8. Keep yourself clean.
9. Keep your things properly.
10. Do yoga, exercise or meditation daily.



ENGLISH



Reading:

- Read the below given chapter and underline the new words in book.
Unit II – Food and Shelter
Ch 2 – Food – A Blessing

Listening:

- Listen to an English moral story from your family members.

Speaking:

- Prepare 5-10 line on the topic “Daily routine during summer vacations”
(Subject Enrichment Task)

Writing:

- Complete the Page no -11, question no –IV from your English Grammar Book.

Cursive Writing:

- Write one proverb/thought of the day daily in your English Grammar Notebook.

For example -

The early bird gets the worm.



ACTIVITY: 1

(Take out print out and complete the worksheet)

Fish Out of Water



Read the short story and answer the questions!

My friends and I went to the park.

The park had a lake. We saw a little orange fish.

It had gotten out of the water. My friends and I helped put the fish back in the water.

1. Where did the friends go?

2. What did the park have?

3. What color was the fish?


















4. Where did they put the fish?

5. Do you have pet fish?

ACTIVITY: 2

(Take out print out and complete the worksheet)

Fill in the blanks with a, an, the -

- | | | | | | |
|----|---|------------------|----|--|---------------|
| 1 |  | orange | 13 |  | igloo |
| 2 |  | apple | 14 |  | giraffe |
| 3 |  | umbrella | 15 |  | banana |
| 4 |  | rabbit | 16 |  | uncle |
| 5 |  | bus | 17 |  | flower |
| 6 |  | university | 18 |  | ear |
| 7 |  | desk | 19 |  | bear |
| 8 |  | elephant | 20 |  | ring |
| 9 |  | sheep | 21 |  | arm |
| 10 |  | lemon | 22 |  | farmer |
| 11 |  | egg | 23 |  | eye |

ACTIVITY: 3

(Take out print out and complete the worksheet)

Put in am, is or are in the sentences below.

1. We _____ scared.



2. He _____ in the garden.



3. I _____ drawing shapes.



4. They _____ riding their bikes.



5. She _____ a nurse.



6. You _____ a smart boy.



7. I _____ sleepy.



8. The girls _____ hungry.



9. Tom and I _____ scientist.



10. It _____ sad.



ACTIVITY: 4

(Take out print out and complete the worksheet)

Fill in the blanks with the word given below:

under on next to in behind in front of between

1



The cat is _____ the table.

2



The dog is _____ the box.

3



The rat is _____ the box.

4



The duck is _____ the table.

5



The rabbit is _____ the table.

6



The hen is _____ the table.

7



The giraffe is _____ the table and the chair.

LEARNING OUTCOMES

Students will enhance their reading, writing and speaking skills.



पाठ-पठन

पाठ -3 महात्मा और चुहिया पढ़िए और कठिन शब्दों को रेखांकित करिये।

लिखित

पाठ्य पुस्तक में जीव जंतुओं के चित्र चिपकाइये और उनके नाम लिखिए। (पृष्ठ संख्या-20)



ACTIVITY: 1

(Take out print out and complete the worksheet)



मात्रा का प्रयोग

'क' के साथ मात्रा का प्रयोग	शब्द	किसी अन्य व्यंजन के साथ मात्रा का प्रयोग करते हुए नए शब्द लिखिए।
क + अ = क	कलम
क + आ = का	कागज़
क + इ = कि	किनारा
क + ई = की	किताब
क + उ = कु	कुसुम
क + ऊ = कू	कूप
क + ऋ = कृ	कृपया
क + ए = के	केंद्र
क + ऐ = कै	कैलाश
क + ओ = को	कोमलता
क + औ = कौ	कौआ
क + अं = कं	कंकर

ACTIVITY: 2

(Take out print out and complete the worksheet)

दिए गए शब्दों से रिक्त स्थान भरिये-

गिलहरी	भूख	चिड़िया	बहुत
मदद	चिड़िया	टुकड़ा	धन्यवाद
फल	चोंच	खा	जल्दी

चिड़िया और गिलहरी



जंगल में एक _____ रहती थी। एक दिन उसे _____ लगी।

उसने अपनी _____ मित्र को देखा और कहा, मुझे _____ भूख लगी है।

क्या तुम मेरी _____ कर सकती हो?" _____ ने कहा, "हाँ,

जरूर। मैं एक _____ का टुकड़ा तुम्हारे लिए अपनी _____ में रख

कर ले आती हूँ।" चिड़िया _____ से फल का _____ ले आती

है। गिलहरी ने _____ कहकर उस टुकड़े को _____ लिया।

ACTIVITY: 3

SUBJECT ENRICHMENT TASK

(Take out print out and complete the worksheet)



ACTIVITY: 4

(Take out print out and complete the worksheet)

संज्ञा

चित्र को ध्यान से देखकर खाली स्थान भरो।

(बकरी बादल आम पक्षी बेंच खिड़कियाँ)



- आकाश में तीन..... उड़ रहे हैं।
- चित्र मेंका एक पेड़ है।
- पेड़ के पास एक..... रखी है।
- सूरज..... के पीछे छिप गया है।
- घर में तीन नीले रंग की..... है।

ACTIVITY: 5

(Take out print out and complete the worksheet)

सही शब्द चुनिए :

कि

ली

दी

ती

ड़ि

मि

रि

वि

टी



चि या



तित



बा श



धर



सान



न



ठाई



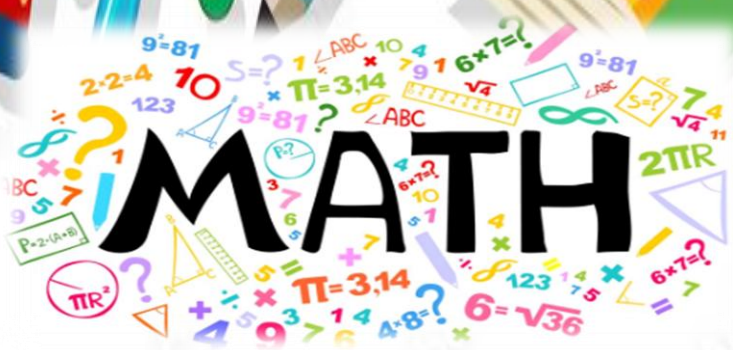
सी



मान

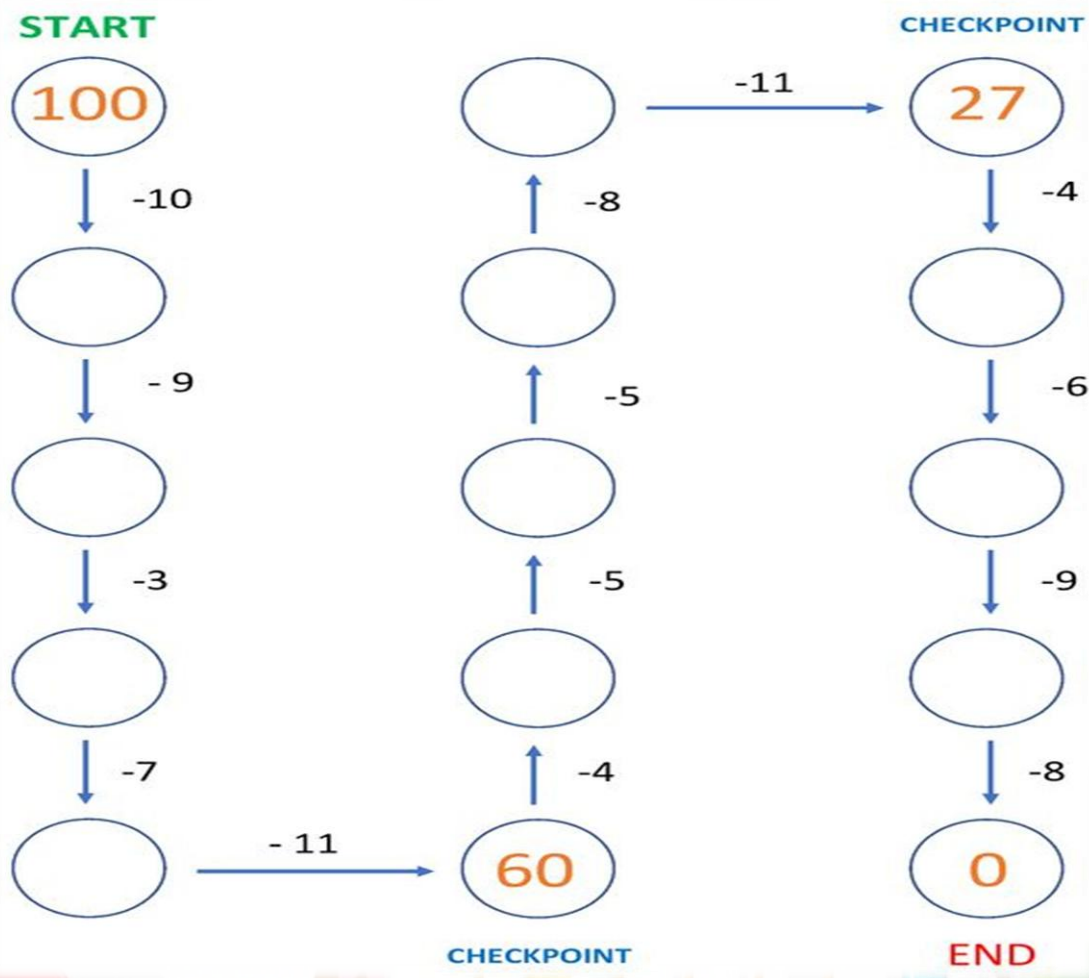
LEARNING OUTCOMES

छात्र अपने पढ़ने, लिखने और बोलने के कौशल को बढ़ाएंगे।



ACTIVITY: 1
(Take out print out and complete the worksheet)

Complete the puzzle -



ACTIVITY: 2

(Take out print out and complete the worksheet)



Multiplication (Missing Factors)

Directions: Write the missing factors for each set.



$$\underline{\quad} \times 5 = 20$$

$$4 \times \underline{\quad} = 16$$

$$\underline{\quad} \times 2 = 10$$

$$4 \times \underline{\quad} = 36$$

$$\underline{\quad} \times 8 = 24$$

$$5 \times \underline{\quad} = 30$$

$$\underline{\quad} \times 3 = 18$$

$$7 \times \underline{\quad} = 35$$

$$\underline{\quad} \times 3 = 27$$

$$7 \times \underline{\quad} = 21$$



$$\underline{\quad} \times 4 = 24$$

$$6 \times \underline{\quad} = 0$$

$$\underline{\quad} \times 6 = 36$$

$$7 \times \underline{\quad} = 42$$

$$\underline{\quad} \times 5 = 40$$

$$7 \times \underline{\quad} = 49$$

$$\underline{\quad} \times 3 = 0$$

$$3 \times \underline{\quad} = 12$$

$$\underline{\quad} \times 3 = 15$$

$$5 \times \underline{\quad} = 25$$



$$\underline{\quad} \times 6 = 60$$

$$4 \times \underline{\quad} = 40$$

$$\underline{\quad} \times 2 = 20$$

$$4 \times \underline{\quad} = 16$$

$$\underline{\quad} \times 2 = 14$$

$$9 \times \underline{\quad} = 36$$

$$\underline{\quad} \times 5 = 20$$

$$6 \times \underline{\quad} = 30$$

$$\underline{\quad} \times 6 = 54$$

$$10 \times \underline{\quad} = 100$$

ACTIVITY: 3
SUBJECT ENRICHMENT TASK

Fun with Shapes

Make a wall hanging for tables 5 to 10 as shown below—

2	3	4	5	10
4	6	8	10	20
6	9	12	15	30
8	12	16	20	40
10	15	20	25	50
12	18	24	30	60
14	21	28	35	70
16	24	32	40	80
18	27	36	45	90
20	30	40	50	100





ACTIVITY: 4

(Take out print out and complete the worksheet)

Pictograph

Read the pictograph and answer the questions.

Treats at the Bakery

cupcakes	
pies	
cookies	
cake	

How many treats are there?



5. Which treat has the most?



6. Which treat has the least?



7. How many cupcakes and cookies are there altogether?

LEARNING OUTCOMES

Students will develop their analytical and problem solving skills.



ACTIVITY: 1

(Take out print out and complete the worksheet)

Colour the image according to the colours given -

The Body Game

green leg	yellow arm	pink ear	pink head	pink hand	yellow chest
red mouth					pink foot
purple fingers					blue eye
yellow arm					pink head
pink nose					pink nose
pink foot					green leg
blue eye					yellow arm
pink head					pink ear
yellow chest					red m
green leg	START		pink hand		

ACTIVITY: 2

(Take out print out and complete the worksheet)

Name : _____

Class: _____ Date : _____

My Little
J&J's classroom

Our Community Helpers

Find and circle the words using color pens.



p	o	s	t	m	a	n	w	z	k
a	b	v	w	a	v	r	d	u	o
r	n	x	e	s	g	q	o	i	p
t	a	i	l	o	r	x	c	l	o
e	q	z	r	n	y	o	t	x	l
a	b	g	h	i	m	a	o	s	i
c	c	o	b	b	l	e	r	a	c
h	d	g	q	u	m	h	f	o	e
e	l	t	f	a	r	m	e	r	p
r	w	b	e	n	r	j	o	h	z



Fill in the blanks with the words what do you found from the puzzle.

1. The _____ catches thieves.
2. The _____ stitches our clothes.
3. The _____ delivers our letters.
4. The _____ grows plants in the farm.
5. The _____ help us to get well when we are ill.
6. The _____ teach us to read and write in the school.
7. The _____ mends our shoes.
8. The _____ builds our houses.

EVS ACTIVITY: 3
SUBJECT ENRICHMENT TASK

Make the model according to your roll no.

II A	
Roll No.	Working model/Chart paper
1 to 5	Different type of Spices chart
6 to 10	My body parts model
11 to 15	Different type of Traditional Dress chart
16 to 20	First aid box
21 to 25	Harvest Festival chart
26 to 32	Chart on Healthy habits

II B	
Roll No.	Working model/Chart paper
1 to 5	Parts of the Day model
6 to 10	Hand-made calender
11 to 15	Means of Communication model
16 to 20	Mini Aquarium model
21 to 25	Useful things from plants model
26 to 30	Rooms of house
31 to 33	Types of food chart

NOTE :






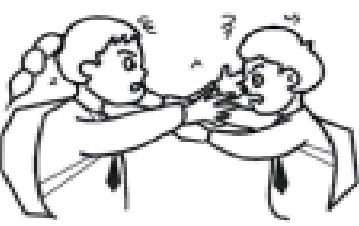

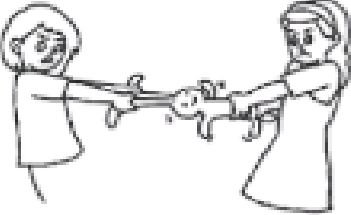

Prepare at least 5 lines on your model. All the models will be displayed in the month of June in Science Exhibition

EVS ACTIVITY: 4

Take out printout and do the worksheet

Draw a happy smiley face to show good actions and sad smiley face to show poor actions -

What Would You Like to Do?


 Be a good listener		 Share toys	
 Work together		 Run in the classroom	
 Hitting each other		 Raise your hand before speak-	
 Snatching toys		 Talk out of turn with a loud	

LEARNING OUTCOMES

Students will develop scientific aptitude, logical and rational thinking.

PUZZLE SOLVING

(Take out print out and solve the worksheet)



DRAWING



**Do page no. 8-11 in
your drawing book
nicely.**



Father's day is celebrated every year in the month of June to thank and extend gratefulness to our fathers who work hard to keep all of us happy.

Make a father's day craft for your father. Use your own creativity to decorate it.



Father's Day Paper Plate Crafts For Kids

KidsArtnCraft.com